

"This device complies with Part 15 of the FCC Rules. Operation is subject to the following two conditions: (1) This device may not cause harmful interference, and (2) this device must accept any interference received, including interference that may cause undesired operation."



## SAFETY PRECAUTIONS

This document presents important information intended to ensure safe and effective use of this product. Please read this document carefully, and store it in an accessible location near your installation.

### SAFETY PRECAUTIONS ----- BE SURE TO OBSERVE

In order to prevent hazards to an operator or other persons and damage to property, be sure to observe the following precautions.

The following describes the degrees of hazard and damages that can occur if the given instructions are neglected or the equipment is incorrectly operated.

	<b>WARNING</b>	Negligence of this precaution may result in death or serious injury.
	<b>CAUTION</b>	Negligence of this precaution may result in injury or damage to property.

#### ⚠ WARNING

- Shut down your equipment immediately if it produces smoke, a strange odor, or unusual noise.
  - \* **Immediately unplug the equipment and contact your dealer for advice.**
- Never attempt to repair this product yourself. Improper repair work can be dangerous.
- Never disassemble or modify this product.
  - \* **Tampering with this product may result in injury, fire, or electric shock.**
- Be sure to use the specified power source.
  - \* **Connection to an improper power source may cause fire or electric shock.**
- Never insert or disconnect the power plug with wet hands.
  - \* **Doing so may result in severe shock.**
- Do not allow foreign object to fall into the equipment.
  - \* **Penetration of foreign object may lead to fire or electric shock.**
- If water or other liquid spills into this equipment unplug the power cord immediately, and then contact your dealer or a service center for advice.
  - \* **Continued usage may lead to fire or electric shock.**
- Do not place multiple loads on the power outlet (wall outlet).
  - \* **Overloading the outlet may lead to fire.**
- Always supply power directly from a standard domestic power outlet.

#### ⚠ WARNING

- Handle the power cord with care.
  - Do not modify or attempt to repair the cord.
  - Do not place any object on top of the cord.
  - Avoid excessive bending, twisting, and pulling.
  - Do not place cord near heating equipment.
  - Check that the plug is clean before plugging it in.
  - Be sure to push the prongs all the way in.
  - \* **Improper handling may lead to fire or electric shock.**
  - If the cord becomes damaged, contact your dealer for advice.
- Please keep the poly bag which this equipment is packed in away from children or throw it away to prevent children from putting it on.
  - \* **Putting on it may cause suffocation to them.**

#### ⚠ CAUTION

- Be sure your power cord meets the relevant safety standards.
- Do not connect this product to any equipment not listed in the "Supported Devices" section. Do not connect it to equipment from other manufacturers. Use this product only for its intended application.
  - \* **Improper usage may lead to equipment damage, fire, or electric shock.**
- Be sure to set this equipment on a firm, stable, horizontal surface.
  - \* **Product may break or cause injury if it falls.**
- Do not use in locations subject to high humidity or dust levels.
  - \* **Excessive humidity and dust may cause equipment damage, fire, or electric shock.**
- Do not place heavy objects on top of this product. Never stand or lean on this product.
- **Equipment may fall or collapse, causing breakage and possible injury.**
- To ensure safety, please unplug this product prior to leaving it unused for an extended period.

#### ● Important Safety Rules

- Do not connect to electric outlets close to devices that generate voltage fluctuations or electric noise. In particular, stay clear of devices that use large electric motors.
- Always connect the DC cable before plugging the power cord into the wall outlet.
- When disconnecting power, always unplug the power cord from the wall outlet before disconnecting the DC cable.
- When disconnecting the DC cable, hold it firmly at the connector area. Do not tug on the cord itself.
- To clean the unit, wipe with a dry or slightly moistened (and firmly wrung) cloth. Never clean the unit while it is plugged into the wall outlet.
- Note that this unit is not equipped with an ON/OFF switch. Keep in mind that you may need to pull the plug out of the socket in order to cut the power in the event of a problem with the connected device.

## Usage Precautions for the PS8340 Power Unit

#### ● Supported Devices

The PS8340 power unit is intended for use only with the Star products listed below. Never use the PS8340 with an unlisted device type, as this may lead to fire, smoke emission or other such hazard.

#### [Supported products]

- DP8340 Series

#### ● Unpacking and preparation

Confirm that the package includes the power unit, power cord and this sheet. If the power unit is damaged or incomplete, contact your dealer for assistance.

After unpacking, save the packaging materials so that you can reuse them for future transport of the unit.

#### ● Usage and Storage Locations

The power unit should always be kept in a safe and stable environment, both when in use and when in storage. In particular, keep the unit away from the following:

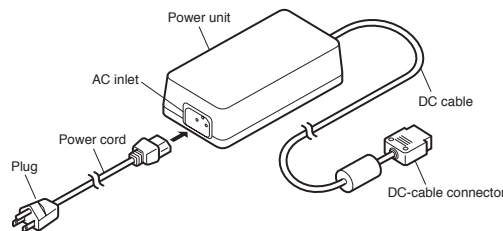
- Direct sunlight
- Extreme changes in temperature or humidity
- High levels of dust
- Fire
- High temperature and humidity
- Heating and cooling equipment
- Volatile materials
- Locations where it might become wet
- Vibration and impact

#### ● Connecting the power Unit to the Power Cord

Be sure to push the end of the power cord all the way into the AC inlet. The fitting on the cord should make contact with the back of the inlet.

#### ● Usage and Storage Locations

AC Input	100V - 240V (47Hz - 63Hz) 0.8A Max
DC Output	12.0V 2.0A



80870143 AD8340II

#### ● Additional Safety Precautions

- Never attempt to stretch the cords to enable a connection. The power cord and DC cable must have adequate slack at all times during use.
- Never allow the power unit to hang from the power cord or DC cable.
- Do not place metallic parts (such as fasteners) in contact with the DC cable.
- Do not connect the unit to a table tap or extension cord.
- Do not use aerosol cleaners, alcohol, thinner, benzene etc. to clean the power unit.

**The power cord supplied is dedicated to the PS8340 power unit.**

#### Federal Communications Commission Radio Frequency Interference Statement

This equipment has been tested and found to comply with the limits for a class A digital device, pursuant to Part 15 of the FCC Rules. These limits are designed to provide reasonable protection against harmful interference when the equipment is operated in a commercial environment. This equipment generates, uses and can radiate radio frequency energy and, if not installed and used in accordance with the instruction manual, may cause harmful interference to radio communications. Operation of this equipment in a residential area is likely to cause harmful interference in which case the user will be required to correct the interference at his own expense.

For compliance with the Federal Noise Interference Standard, this equipment requires a shielded cable. *This statement will be applied only for the printers marketed in U.S.A.*

#### Statement of The Canadian Department of Communications Radio Interference Regulations

This digital apparatus does not exceed the Class A limits for radio noise emissions from digital apparatus set out in the Radio Interference Regulations of the Canadian Department of Communications. Le présent appareil numérique n'émet pas de bruits radioélectriques dépassant les limites applicables aux appareils numériques de la classe A prescrites dans le Règlement sur le brouillage radioélectrique édicté par le ministère des Communications du Canada.

*The above statement applies only to printers marketed in Canada.*

CE

#### Manufacturer's Declaration of Conformity

EC Council Directive 89/336/EEC of 3 May 1989

This product, has been designed and manufactured in accordance with the International Standards EN 50081-1/01.92 and EN 50082-1/01.92, following the provisions of the Electro Magnetic Compatibility Directive of the European Communities as of May 1989.

EC Council Directive 73/23/EEC and 93/68/EEC of 22 July 1993

This product, has been designed and manufactured in accordance with the International Standards EN 60950, following the provisions of the Low Voltage Directive of the European Communities as of July 1993.

#### Warning

This is a product which meets class A of EN55022.

In a domestic environment this product may cause radio interference in which case the user may be required to take adequate measures.

The above statement apply only to printers marketed in EU.